


SURFACE MOUNT LIGHTING

Item No.: **SM352**



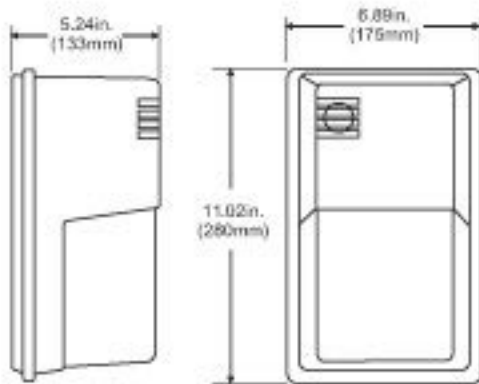
Applications

Parking areas, entrances, walkways, underpasses, loading docks, recreation areas.

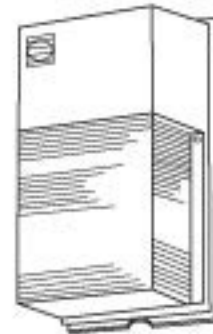
Specification Features

- UL listed for wet locations
- High impact polycarbonate lens and housing
- Aluminum base plate with conduit access
- Corrosion Resistant
- One piece anodized aluminum designed reflector for best light efficiency
- Silicone rubber included to prevent any leakage from the outside
- 1/2" tapped holes available for installing photocell (photocell optional)
- Ideal for HPS 70 Watts and PL 1 X42 Watts Max

Engineering Dimensions



Line Drawing



Packing Information

Weights	Cubit Feet	Master Carton Qty	40' Container Qty
22.44LBS	2.124'	6 PCS	5760 PCS

DDE Inc.

ddeonline.com
888-271-0644

