


SM304



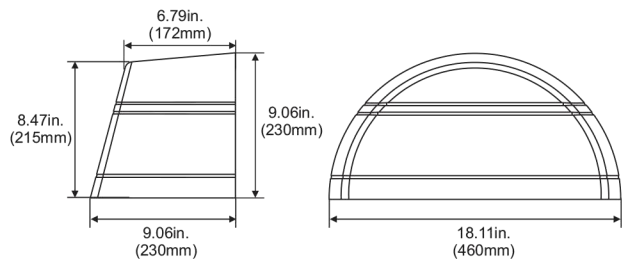
SURFACE MOUNT LIGHTING

Parking areas, entrances, walkways, underpasses, loading docks, recreation areas, tunnel.

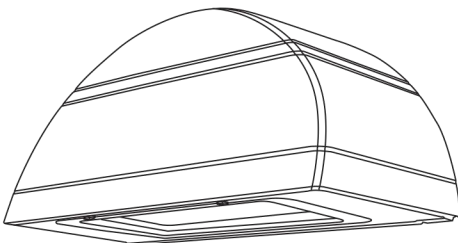
GENERAL SPECIFICATION

- UL listed for wet locations
- Heavy duty die-cast aluminum powder coating construction
- Heat and impact resistant tempered glass lens
- Dark Architectural Bronze Color
- Powder coated finish on the heavy duty die cast housing
- Silicone rubber included to prevent any leakage from the outside
- One piece anodized aluminum designed reflector for best light efficiency
- Ideal for MH 175 Watts and HPS150 Watts Max

DIMENSIONS



LINE DRAWING



MOUNTING STEP OF LIGHTING FIXTURE



ITEM NO.	LAMP	VOLTS	BALLAST
SM302-P142	1X42W/CFL		HX-HPF
SM302-S15	HPS150W/ED17/E-26	QUAD	HX-HPF
SM302-H17	MH175W/ED17/E-26	QUAD	HX-HPF

DDE Inc.

ddeonline.com
888-271-0644